

DFR Panel - Pitlochry

Informed by our groundbreaking remanufacturing expertise, we've designed this cutting-edge panel to be easily remanufactured at end of life, using ZHAGA-certified components to achieve lasting durability and industry-leading efficacy.



PRODUCT FEATURES

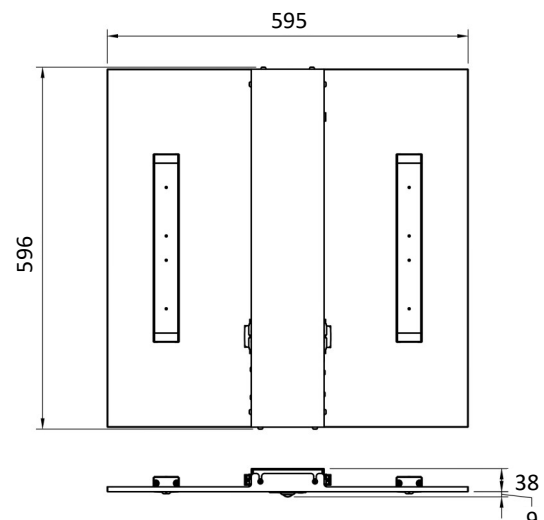
- Interchangeable optics - 40 options available
- Swappable LED & control gear
- Optional integrated PIR sensor (On/Off or dimming)
- Optional 1 –100% DALI-2 dimming
- Optional Always on EM 3Hours NIMH
- Driver protective features as standard
- Through wiring as standard
- Modular design enables easy remanufacturing in accordance with BS 8887-220, returning the product to like-new condition with a new UKCA mark and warranty.



TECHNICAL DETAILS

Technical Data	
IP	IP20
Light Technical Data	
Lumen output (lm)	2200 - 4200
Lumen per Watt (lm/W)	158
CCT (K)	3000 - 5000
CRI Colour rendering index	80+ Ra
SDCM	3
Energy class light source	C
Driver	
Type of LED Driver	Fixed output / DALI-2 / Casambi
Dimmable control	DALI optional
Electrical Data	
Voltage from (V)	220 - 240
Nominal frequency (Hz)	50
Total consumption (W)	14 / 27
Electrical class	Class I
Nominal emergency lumens (lm)	850
Environmental Savings	
CIBSE CEAM score	2.6
Embodied Carbon (kgCO ₂ e)	48.4 - 66.2
Termination	
Termination	0.5-2.5mm ²
Plug type	WAGO WINSTA

Lifetime	
L90B50	>50,000 Hrs
Optic	
Lens material	Acrylic (PMMA)
Shade material	PC
Diffuser material design	Recessed pod optic
Main body material	Steel
Body colour	RAL 9016 + options on request
Dimensions	
Length (mm)	596
Width (mm)	595
Height (mm)	38 / 47 with PIR



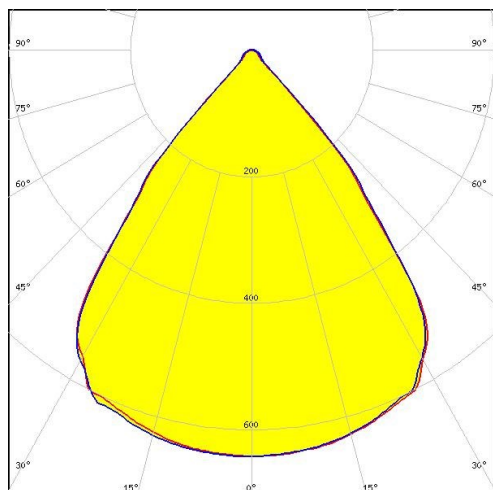
PRODUCT CODES

CAT NO.	DRIVER	LUMENS
DFR-P4STD22	Standard	2200
DFR-P4PRO22	Professional - DALI	2200
DFR-P4CAS22	Professional + Casambi interface	2200
DFR-P4STD32	Standard	3200
DFR-P4PRO32	Professional - DALI	3200
DFR-P4CAS32	Professional + Casambi interface	3200
DFR-P4STD42	Standard	4200
DFR-P4PRO42	Professional - DALI	4200
DFR-P4CAS42	Professional + Casambi interface	4200

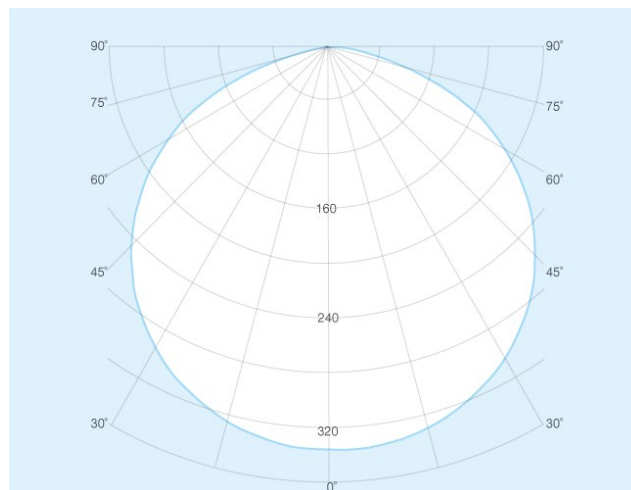
PRODUCT OPTIONS	
NONEM	Non emergency
EM180NIMH	Self contained (SC) 3h NiMH emergency
NO	No dimming
NDIM	On/Off dimming only
DIM	Smooth dimming
AO10	Always on at 10%
PIR	PIR sensor

PRODUCT VISUALS

WW / 80DEGREE OPTION (NON—DIFFUSED)



Emergency Option



LUMINAIRE SPACING TABLES FOR EMERGENCY

Information provided for reference only and installation-specific factors must be taken into account.

OPEN AREA		(Based on min. 0.5 lux)	
Mounting Height (m)	Distance Luminaire to Luminaire (m)	Distance Luminaire to Wall (m)	
2.0	11.80	4.90	
2.5	13.20	5.50	
3.0	14.50	6.00	
3.5	15.60	6.30	
4.0	16.50	6.60	

ESCAPE ROUTE		(Based on min. 1 lux)	
Mounting Height (m)	Distance Luminaire to Luminaire (m)	Distance Luminaire to Wall (m)	
2.0	9.70	4.00	
2.5	10.80	4.40	
3.0	11.60	4.65	
3.5	12.30	4.90	
4.0	12.90	5.00	



The information presented in this document is accurate to the best of our knowledge as of 15/12/2023. However, all information contained herein is subject to change without notice. All values are indicative only and should not be relied upon for specific product data. Please refer to the relevant product datasheet for the most accurate information.